







Date	Readiness & Writing	Art	Math	Science	Literacy & Language	Dramatic Play
Friday, March 2	Sound Can for the Letter Aa. The child with the Sound Can will show objects starting with Aa.	Scissors will be used to practice cutting shapes of various sizes and glued onto paper for a tactile and motor-skill creation.	Review Geometry focus is on the <b>rhombus shape</b> which is the shape of the month. What does a rhombus shape look like?	Cotton Balls and Tongue Depressors will be put into the Sensory Bin for a “doctor-like” experience.	<i>Bible Verse – I have set my rainbow in the clouds.</i> <b>Genesis 8:13</b> <b>Story:</b> <u>Chicka Chicka Boom Boom</u> Discuss ABC's	We will be doctors this month in our Dramatic Play Center!
Monday, March 5	Vv - Pre-Strokes for the letter V. Big line slides down, big line slides up. P. 162 (wb.p.64)	A hand-eye, motor skill coordination creation will be made band aids to create a collage.	Guess What? Focus on matching using manipulatives of same size, shape and orientation. Pp. 86-87	Exploration of what's in the eggs. Children will have to use their sense of hearing to figure out what is in the eggs.	<b>Story:</b> <u>My Book of Counting</u> Discuss counting in English, Spanish & Japanese	Students will use their senses to explore and have a role playing experience of visiting the doctor.
Wednesday, March 7	Create the letter V: Big Line + Big Line P. 163 (wb p. 65) & Sound Can for the letter Vv	Fine motor skills will be used with cotton ball painting.	Are You My Match? Children will find similar shapes of different sizes. Pp. 88-89	We will continue to explore and play with Sensory Bin Items	<b>Story:</b> <u>Teddy Bears Counting</u> Review counting to 20	Children will use instruments in creating their office experience.
Friday, March 9	<b>No School</b>	<b>No School</b>	<b>No School</b>	<b>No School</b>	<b>No School</b>	<b>No School</b>
Monday, March 12	Pre-Stroke for the letter M using correct top-to-bottom, left-to-right directionality. P. 156 (wb p.58)	Potato mashers will be used with blue paint to work on motor skills while creating.	Puzzle Moves – Children turn and flip shapes to build a puzzle. Pp.90-91	Children will make guesses using deductive reasoning on what they think are that are in the eggs.	<b>Library</b>	
Wednesday, March 14	Create the letter M: Big Line + Big Line + Big Line + Big Line. P. 157 (wb p. 59)	Children will create a rectangle book using rectangle sponges, legos and blocks with paint using our fine motor skills.	Our Rectangle Book – Children identify and describe rectangles by creating a book. Pp. 94-95	Continued exploration of Sensory Bin items.	<b>Story:</b> <u>Chicka Chicka 1-2-3</u> Talk about numbers and review how to write them.	Students can play with dolls to act out feelings about their experiences.

Friday, March 16	Sound Can for the Letter Mm. The student with the Sound Can will show objects starting with Mm.	Shadow painting will be done with a shamrock shape demonstrating the science of contrast using colors on colors.	Round & Round We Go – Children identify and describe circles. Pp.92-93	More filled eggs will be added to the Science Table.	<b>Story:</b> St. Patrick’s Day book. Conversation about St. Patrick’s Day.	
Monday, March 19	Pre-Strokes for N checking for starting positions. This is the only time they will start a vertical line at the bottom. P. 158 (wb p. 60)	Children will use scissors to work on hand-eye coordination along with fine motor skills to cut out a rhombus comparing it to a kite.	Number Review Give children random numbers from 1-20. Have them tell you their number and have them put themselves in order.	Blue items will be put in the Sensory Bins for children to continue their tactile experience.	<b><u>Chapel Chat</u></b>	Children will be using language, social, and fine motor skills while creating an understanding about themselves.
Wednesday, March 21	Letter N: Big Line + Big Line + Big Line. P. 159 (wb p. 61) Check to make sure students start at top.	Spring Collage – various materials will be used to create a tactile experience.	1 Purple, 2 Purple, 3 Purple, 4. Children identify and describe squares. Pp. 96-97	Children will continue their guesses on what items are in the eggs.	<b>Story:</b> <u>Spring Peeps</u> Brainstorm different words/items associated with Spring.	
Friday, March 23	Sound Can for the letter Nn. The child with the Sound Can will show objects starting with the letter N.	Children will cut out an egg to work on their hand-eye coordination, and blow colorful bubbles onto it using a physical experience to create art.	Terrific Triangles. Children build and describe triangles. Pp. 98-99	Continued use of the “blue” Sensory Bin	<b>Story:</b> <u>What is Easter?</u> Discuss Easter in the biblical sense. Talk about celebrating Jesus’s resurrection.	Continuing the Doctor Office experience to better help the understanding of an important community helper.
Monday, March 26	Creating the letter W: Big Line + Big Line + Big Line + Big Line. Watch for changing directions (no rounded curves). P. 164 (wb p. 66)	Children will have a colorful visual creation. Various colored tissue papers and water will be used to create a colorful cross.	Review all of the shapes which have been taught up to this point.	More items will be added to the Science Table eggs.	<b>Story:</b> <u>The Easter Bunnies</u> Discussion on the Easter and what we associate with the holiday.	Our services come with manners! We remember to ask politely and to use please, thank you, no thank you, and waiting for your turn.
Wednesday, March 28 <b>*Egg Hunt*</b>	Sound Can for the letter Ww. The child with the sound can will show objects starting with the letter W.	Rainbow creations using crayons to work on fine motor skills.	Counting and sorting Easter Eggs using color and sizes.	Science Table & Sensory Bin Exploration	<b>Story:</b> <u>My Easter Basket</u> Discuss looking for eggs for our <b>Egg Hunt</b> .	
Friday, March 30	<b>No School</b>	<b>No School</b>	<b>No School</b>	<b>No School</b>	<b>No School</b>	<b>No School</b>

**Ms. Dianne’s Comments:** We will celebrate Easter arriving with an **Easter Egg Hunt on March 28<sup>th</sup>**. Please remember to send in 14 filled plastic eggs (\*Reminder we have a gluten and dairy allergy in our class.) Happy Easter to all of you and your families!