











Creative Beginnings Christian Preschool  
Ms. Kim & Ms. Jennifer's MWF 4/5s

Date	Readiness & Writing	Art	Math & Numbers	Science	Language & Literacy	Dramatic Play/Notes
Monday, March 26	Introduce the letter Ww and its sound  Big Line + Big Line + Big Line + Big Line	<b>Stained glass painted cross</b> Using watercolor palette to paint sections	<b>Easter egg number match</b> -child will count a set of objects and match the number given	We will have an Easter themed sensory bin all week.	<b>Bible Verse:</b> <b>Jesus is not here; he has risen!</b> <b>Luke 24:6</b>	 shutterstock - 98670182
Wednesday, March 28	We will write the letter Ww  -Using proper crayon grip -Using helping hand to stabilize paper	Marble painting Easter eggs with paint & shaving cream	<b>Easter egg hunt count</b> -child can count items from 1 to 12.  	<b>Easter Egg Hunt Today</b> <b>Please make sure to bring in your 12 filled eggs to share with the class.</b>	We will read books about the true meaning of Easter  <b>Sound Can</b> brought in by Creston.	<b>Lunch Bunch Today</b> 
Friday, March 30	NO SCHOOL	NO SCHOOL	NO SCHOOL	NO SCHOOL	NO SCHOOL	This month we will have the Farmer's Market in
Monday, April 2	Introduce the letter Xx and its sound  Big Line + Big Line	Absorption art on cotton rounds	<b>Easter candy graph</b> - Child can use a graph to measure which candy is the favorite.	We will talk about how cotton absorbs liquids	We will read books about Easter bunnies	our classroom. We will talk about planting gardens and gathering food from the garden.
Wednesday, April 4	Wet, Dry, Try - trace & write Xx  -Use correct top-to- bottom, left-to-right directionality	Let the children take their colored cotton rounds and turn them into an art project	<b>Plastic egg pattern match</b> -child can identify pattern as the same or different	We will glue seeds for our mosaic	We will read books about spring  <b>Sound Can</b> brought in by Connor.	We will discuss how seeds grow into food that you can eat. We will have farmers, vendors, and customers
Friday, April 6	We will write the letter Xx	We will paint the seeds on our mosaic	<b>When we see each other again after spring break</b> -child can count quantity to 10	We will talk about how the glue we used turned hard and held the seeds in place	We will read books about gardening	

NO SCHOOL---SPRING BREAK---April 9-13

Enjoy your time off!

We will see you next week!!

Date	Readiness & Writing	Art	Math & Numbers	Science	Language & Literacy	Notes
Monday, April 16	Introduce the letter Yy and its sound  Little Line + Big Line	We will begin our surprise for donuts with dad	<b>Carrot shapes</b> -Child can compare 3 objects using small, medium & large	We will fill our sensory bin with seeds and beans for the week	<b>Chapel Chat with Ms. Anna</b>	<b>Color: Purple</b> <b>Shape: Oval</b>
Wednesday, April 18	Roll a dough to form the letter Yy  -Use same hand consistently to hold crayon	Continue working on our surprise for donuts with dad	<b>How many seeds do we need to plant?</b> - child can recognize that the last number said is the total	We will plant our bean seeds and watch them grow 	We will read books about seeds  <b>Sound Can</b> brought in by Calvin	
Friday, April 20	We will write the letter Yy	Paper plate twisting paint art	<b>Sort beans and seeds</b> -child can sort seeds by type	We will start watering our seeds each school day	We will read books about Earth	<b>HAPPY BIRTHDAY:</b> <b>Calvin on the 23rd</b> <b>Creston on the 23rd</b> <b>Emmett on the 24th</b>
Monday, April 23 <b>Donuts with Dad today at 9:15 am</b>	Introduce the letter Zz and its sound  Little Line + Big Line + Little Line	Draw a picture using crayons 	We will talk about how many donuts we wish dad would have let us have	We will talk about what emotions we were using when we saw our dad	We will read books about dads 	This month we are looking forward to <b>Donuts with Dad on Monday, April 23rd at 9:15 a.m.</b> If Dad cannot join us that morning, please let me know what one special guest will be here in his place. Students should be brought to school at the regular time (9:00 a.m.) on Donuts with Dads day. We will begin our program promptly at 9:15 a.m. Don't be late!
Wednesday, April 25	Stamp and See to form the letter Zz  -Sequencing to show which stroke is first	We will mix red and blue paint to see that it makes purple	<b>Map out where to put our Farmer's Market</b> for most traffic flow-child can draw a picture to problem solve	We will talk about how red and blue mixed together make purple	<b>Dental visit with Ms. Michelle, a dental hygienist</b>  <b>Sound Can</b> by Bree	
Friday, April 27	We will write the letter Zz	Paint with balloons	<b>How many more school days left this year</b> -child recognizes the last number said is the total	We will talk about how air expands the balloons we used in art	We will read books about weather	