







Creative Beginnings Christian Preschool
Ms. Christine & Ms. Anita



April 3's

Bible Verse: Lift your eyes and look into the heavens. Isaiah 40:26

Date	Writing Readiness	Art	Math	Science	Language & Literacy	Dramatic Play	Notes
Tuesday April 17 Helping Hand: Ethan	Intro Letter Y Build letter Y- Big Line + Little Line + Little Line Children can imitate teacher's movements, listen to oral directions, & sequence to build Y.	Shhh! It's a Surprise! Dad Project! Children will explore texture and pattern as they use cars and tractors to paint a wonderful gift for Dad!	Numbers Recognition Game A frog piece will be hidden behind a number. Children will identify written numerals and problem solve (guess & check the numeral) to find the correct answer.	Playdough and Dinosaurs! Children will press small dinosaurs into playdough to make "fossils" or impressions!	Story: Dinosaur Roar! This story is reinforcing our dinosaur theme!	Let's Look For Dinosaur Bones! 	
Thursday April 19 Helping Hand: Giavanna	Letter Y and Tell Show Child uses Magnet board to write/trace Letter Y Children can use correct top-to-bottom, left-to-right directionality for letters.	Purple Collage Children will cut and glue a variety of purple materials onto an oval!	Numbers Recognition Game A frog piece will be hidden behind a number. Children will identify written numerals and problem solve (guess & check the numeral) to find the correct answer.	Sensory Table In the bins are: "bones" fossils, brushes, sand and scoops!	Chapel Chat! We will be visiting our chapel to listen to Ms. Anna read us stories and sing songs about Jesus!	 Children will also have the opportunity to differentiate dinosaurs by characteristics by size, length, etc.	Donuts with Dad! Tuesday, April 24th Please drop your children at the regular time! Dads, please meet us in the Multi-Purpose room at 9:15 for a special program just for you!
Tuesday April 24 Helping Hand: Harper	Intro Letter Z Build letter Z with wooden pieces - Big Line + Little Line + Little Line Children can imitate teacher's movements, listen to oral directions, and sequence to build Z.	Dot Paint Fun! Children will be given the opportunity to use dot paint to create a classroom mural!	Measuring the size of different "bones" and fossils! Children will make direct comparisons of size.	Hatch and Match! Children will "hatch" plastic eggs to find its match in another egg! Children will identify objects as the same or different.	Story: What Daddies Do Best!	Our dinosaur theme will carry over to our other learning centers! We will have puzzles, books, counting, letter matching, measuring and more!	
Thursday April 26 Helping Hand: Hudson	Letter Z and Tell Show Child uses chalk and a small board to trace letter Z - Wet, Dry, Try Children can trace capital letters.	Rectangle Nametag Art! Children will be using bundles of corks to create "flowers" on their rectangle!	Children will be asked to count the corks "petals" on the corked flowers! Children will count a set and recognize the last number said is the total.	Hatch and Match! Children will "hatch" plastic eggs to find their match in another egg! Children will identify objects as the same or different.	Story: Noah and the Mighty Ark The story of Noah's Ark and the promise of the rainbow!		*If Dad cannot join us, please let me know what one special guest will be here in his place!
					I have placed my clouds as a sign until the end of all the earth.	rainbow in my promise of time, to you and Genesis 9:13 TLB	