






# April 2018

## Creative Beginnings Christian Preschool Ms. Dianne's & Ms. Jennifer's MWF 4



Date	Readiness & Writing	Art	Math	Science	Literacy & Language	Dramatic Play
Monday, April 2	Xx – Pre-Strokes for the letter X. Checking to make sure children start at the top.	Scissors will be used to practice cutting small shapes out of colored construction paper and glued onto a plate for a fine motor skill creation.	Stack It Up: Children will describe and sort three-dimensional shapes. Using manipulative 3-D shapes for comprehension of the properties. Pp. 104-105	Exploration of seeds. Different seeds will be on our Science Table to explore using our senses.	<i><b>Bible Verse – Jesus is not here, he has risen. Luke 24:6</b></i> <b>Story:</b> Planting a Rainbow Discussion of Flowers and our new center.	We will be working in our Flower Shop in our Dramatic Play Center!
Wednesday, April 4	Create the letter X: Big Line + Big Line. P.165 (wb p. 67) Discuss sound of X “ks”	Creating our invites for our Dads.	One Is Different: Children describe same and different objects. Pp.108-109	Purple items will be placed in our sensory bin for a tactile experience.	<b>Story:</b> <u>Seeds Grow</u>  Discussion of growing seeds and what is needed.	Students have a role playing experience in our Flower Shop this month.
Friday, April 6	Review the letter X. Discuss: words with X, names with X, and sound.	Children will create using paint and flowers to explore their creativity.	Color Sort: Children will sort objects by color. Pp.110-111	We will continue to explore items on our Science Table and in our Sensory Bin.	<b>Story:</b> <u>Grow Flower Grow</u>  Continued discussion of forming of a flower.	
<b>Monday, April 9 – Friday, April 13 Spring Break</b>	<b>Monday No School</b>	<b>No School</b>	<b>No School</b>	<b>No School</b>	<b>No School</b>	<b>No School</b>
Monday, April 16	Pre-Stroke for the letter Y, using correct top-to-middle, left-to-right and right-to-left directionality. P. 166	Art will consist of making a surprise for Dad!	Fastener Sort: Children sort objects by function using Tag Bags. Pp. 114-115	More seed exploration using a magnifying glass while trying to guess what each seed could become.	<b><u>Chapel Chat</u></b>	Children will continue their role playing while using their creativity in the Floral Shop. The bouquets are beautiful!
Wednesday, April 18	Create the letter Y: Little Line + Big Line. (wb p. 68) Check to make sure children are starting both lines at the top.	Red + Blue = Purple! Children will use the 2 colors to form a 3 <sup>rd</sup> once the 2 colors have been merged.	Repeat After Me: Children identify and describe a single pattern. Discuss repetition. Pp. 116-117	Continued exploration of Sensory Bin items.	<b>Story:</b> <u>Dandelions</u>  Discuss the traits of a dandelions dandelion.	The students will be using language, social skills, and motor skills.

Friday, April 20	Discuss the sound of letter Y. Have children tell words with Y. Cut 2 pieces of yarn and have students make a Y with them.	Children will use scissors to cut and create using various colors of yarn and then glue the yarn to paper for a full motor skill and tactile experience.	Sounds Like This!: Children duplicate sound and movement patterns.	Discussing the properties of seeds and the parts of a plant.	<b>Story: <u>The Little Flower Seed (Clifford)</u></b>  Compare the different flowers that we read about and the flowers in our shop.	Our Flower Shop is very friendly and we remember to use manners while dealing with our customers. We are very polite and say please and thank you.
Monday, April 23  <b>**<u>Donuts with Dad</u></b>	Pre-Stroke for Z checking for stopping points to give them sharp corners. P.167	Children will use Spring shaped sponges along with paint to make a creation proving a motor skilled creative experience.	Teacher, May I Grow a Pattern?: Children build growing patterns using tag bags. Pp. 120-121	Seeds will be added to the sensory bin for a full exploration of seeds using our senses.	<b>Story: <u>Brush Your Teeth Please</u></b>  Discuss the importance of brushing your teeth.	<b>Donuts with Dad</b> 
Wednesday, April 25	Letter Z: Little Line + Big Line + Little Line. P. 167 (wb p. 61) Check to make sure students go from left to right and "zig zag" correctly.	Children will cut out "teardrop" shapes using fine motor skills.	Pattern Day: Children explore patterns in the real world. Finding patterns in our school. Pp.122-123	Life cycle of a plant. Our dialogue will consist of the life cycle of a plant as we plant some seeds. Child can label plant cycle: seed, sprout, plant	<b>Dental Visit</b>  <b>Story: <u>A Tooth Story</u></b>	Our Floral Shop business is in full bloom with all of the creativity taking place in our community!
Friday, April 27	Sound Can for the letter Nn. The child with the Sound Can will show objects starting with the letter N.	Students will bubble paint their creations. This will use the skill of "controlled" blowing through a straw to make bubbles.	Review our lessons on patterns. Have children create their own pattern using counter bears of different shapes and colors.	Continued seed exploration. 	<b>Story: <u>The Very Hungry Caterpillar</u></b>  Discuss the caterpillars and their changes. (review of counting)	
Monday, April 30th	Letter & Number Review – Begin reviewing letters A-H P. 168	Spring creation using construction paper, pom-poms and pipe cleaners along with glue for a tactile experience involving different mediums.	Compare & Share: Children compare objects using big and small. Pp. 126-127	Caterpillars will be coming to our classroom! Begin discussion on the lifecycle of a butterfly. Child can identify lifecycle-caterpillar, chrysalis, butterfly .	<b>Story: <u>The Crunchy Munchy Caterpillar</u></b>  Do a compare/contrast to <u>The Very Hungry Caterpillar</u> .	We remember to ask politely and to use please, thank you, no thank you, and waiting for your turn. Our manners are blooming!

**Ms. Dianne's Notes:** We are looking forward to **Donuts With Dad on Monday, April 23<sup>rd</sup> at 9:15 am**. If Dad cannot join us that morning, please let me know what one special guest will be here in his place. Students should be brought to school at the regular time (9:00 am) on Donuts with Dads day. We will begin our program at 9:15 am. Don't be late!

\*I hope everyone enjoys their **Spring Break! (April 9<sup>th</sup> – 13<sup>th</sup>)**