






May 2018

Creative Beginnings Christian Preschool Ms. Dianne's & Ms. Jennifer's MWF 4



Date	Readiness & Writing	Art	Math	Science	Literacy & Language	Dramatic Play
Wednesday, May 2	Letter Review – Review letters upper & lower case. Checking for letter recognition & differentiation.	Create flowers for our pots using different mediums for decoration and gluing onto popsicle sticks for a post.	Review of Shapes and introduction of the hexagon. & Number Review - Review numbers 1-20. Check for counting in order.	We will plant seeds to reinforce our understanding of the Life Cycle of a Plant.	<i>Bible Verse – Honor your father and mother. Matthew 19:19</i> Story: <u>Grown Raise Catch</u> Combine letters A,O,C,T,F,S,M,P	It's that time of year and our Farmer's Market will be open for business!
Friday, May 4	Continuing Letter Review – Review letters upper & lower case. Checking for letter recognition & differentiation.	Children will be tractor painting, using tractors to roll through paint on paper for a tactile experience with fine motor skills.	Continued Number Review – Check for number recognition in numbers 1-20.	Llegos will be placed in our sensory bin for a tactile experience using fine motor skills while building.	Story: <u>Farm Alphabet</u> Introduce “Fat Cat Sat” book.	Students have a role playing experience in our Farmer's Market this month.
Monday, May 7 *Conferences	Letter Sound Review – Review sounds of letters. Watching for tongue placement and mouth movement. Write letter for the sound.	Vegetable painting using vegetables and dipping them into paint and using them to create on paper.	Continued Number Review – Check for understanding of 1 to 1 correspondence in numbers 1-20 (counting matching objects with correct numerical number).	We need to check our classroom caterpillars! Oh no! Where did they go? What are those things at the top of the cup?	Story: <u>Ten Wiggley Wiggley Caterpillars</u> Combine letters A,I,O,U,B,H,R	
Wednesday, May 9	Letter tracing. Give students different letters to trace with their fingers.	Gift card scraping. Children will use their fine motor skills to create and combine with paint and gift cards.	Use Your Noodle: Children compare length using long and short . Pp. 128-129	Chrysalises will be placed into our netted cage. They will be taped to the top of the cage.	Story: <u>Llama Llama Home With Mama</u> Introduce, “Bug on Jug” book.	Children can sort vegetables and fruits while continuing their market play.
Friday, May 11	Using different ways to make letters; sticks, wet-dry-try, roll a doh, magnetice boards.	Children will use scissors to cut out rectangles using motor skills.	Tall Towers: Children compare height using tall and short . Pp.130-131	We will observe our planted seeds. Any sprouts yet? Dirt will be added to our Sensory Bin for a true “gardening experience”.	Story: <u>What Mommies Do Best</u> Review Bug on Jug and words.	Children will practice kindness and manners to keep their customers happy!

Monday, May 14	Continue using different ways to make letters; sticks, wet-dry-try, roll a doh, magnetice boards.	Children will create a rectangle collage creating a tactile experience.	Heavy or Light?: Children compare sizes using heavy and light . Pp. 132-133		<u>Chapel Chat</u>	The students will be using language, social skills, and motor skills.
Wednesday, May 16	Writing letters. Children will practice their names.	Rectangle sponge stamping. Children will use different size sponges and colors to create.	Let's Decide, Narrow or Wide?: Children compare spaces using narrow and wide . Pp. 134-135	Review the Life Cycle of the Butterfly. (egg, caterpillar, chrysalis, and butterfly)	Story: <u>The Little Flower Seed (Clifford)</u> Combine letters L,Z,W,N,V	Children can sort the fruits and vegetables by colors in the bins for an attractive display of their produce.
Friday, May 18 *Bike Rodeo*	Children will begin to learn their addresses. We will look at numbers and streets.	Coffee filter and dye creations. Children will use fine motor skills while dropping dye from droppers on the filters.	What Holds More?: Children compare the capacity of containers. Pp. 136-137	Seeds will be added to the sensory bin for a full exploration of seeds using our senses.	Story: <u>I Spy a Butterfly</u> Introduce, "Ben Bun Book"	
Monday, May 21	Children will attempt to write their street address.	Water bottle flower prints. Children will create using water bottle bottoms and paint for a tactile experience.	From Bears to Chairs: Children put objects in order by size. Pp. 138-139	We will release our butterflies outside because they are nature and need to be free.	<u>Chapel Chat</u>	We can count as we sort the same types of fruits and vegetables while we practice our organizational skills.
Wednesday, May 23	Children will practice their first and last name and their street address.	Marble rolling creation. Children will create their art using paper, paint and marbles for a visual and tactile creation.	Step by Step: Children sequence the steps of putting on socks and shoes. Pp. 142-143		Story: <u>Miss Bindergarten Gets Ready for Kindergarten</u> Discuss graduation and moving on for the next school year.	We will continue to run our Farmer's Market and role play our interaction as a service provider to the consumer.
Friday, May 25	<i>Last Day – Graduation Program 9:30 am</i>	<i>Last Day – Graduation Program 9:30 am</i>	<i>Last Day – – Graduation Program 9:30 am</i>	<i>Last Day – Graduation Program 9:30 am</i>	<i>Last Day – Graduation Program 9:30 am</i>	

Ms. Dianne's Notes: Our Bike Rodeo is May 18th from 10:30-11:00 a.m. and our Graduation Program is on May 25th (our last day) at 9:30am. Students should be dropped off at 9:00 a.m. We will go to Walton Community Park following our program. See you there!

***Thank you for allowing me to teach your child this year, I loved all of them! I hope everyone has a great Summer Break!**