

Ms. Amy and Ms. Lisa


MWF 4's Class

Creative Beginnings Christian Preschool

April 2018




Bible Verse: Jesus is not here; he has risen! Luke 24:6

Spring

Date	Writing & Readiness	Art	Math	Science	Language & Literacy	Dramatic Play
<b>Monday, April 2</b>	Introduce Letter Xx, Big line + Big line with wooden pieces- make x with two lines	Making surprise art for DAD!	<b>Bug Patterning &amp; Counting</b> Child can: -make ABAB & ABBA patterns -count how many to 10	<b>Catching Bugs</b> w/nets, tongs & scoopers Child can: -use a magnifier to differentiate bugs by characteristics	<b>Sally &amp; the Purple Socks!</b>  * Sound Can	  Our Dramatic Play center this month is the Pizza parlor. Students will develop their problem solving, social and creative skills as they role play. Waiters/Waitresses will take orders from the customers and relay them to the chefs. They will also serve the customers and make sure they have everything they need. Our chefs will be busy make a variety of different pizzas, pasta & salads. After the meal, our cashiers will ring up orders and count money.
<b>Wednesday, April 4</b>	Color xylophone pg. 165-holding crayon w/ proper grip & using helping hand to stabilize paper.  Make a railroad crossing sign	Class fruit and vegetable bowl cut and paste	<b>4 Squares More Squares Discovery</b> pg. 70 Child can manipulate squares to develop better spatial awareness	<b>Catching Bugs</b> w/nets, tongs & scoopers  Child can differentiate by weight using a scale.	<b>I Know an Old Lady Who Swallowed a Fly</b>	
<b>Friday, April 6</b>	Play xylophone. It starts w/ X but doesn't make an X sound.	Spring flowers, tissue paper, construction paper, scissors, cotton balls	<b>Mix &amp; Make Shapes</b> pg. 72 Child can experiment with size, area, & shape	<b>Catching Bugs</b> w/nets, tongs & scoopers Child can: - differentiate by size using a ruler.	<b>A Bugs Life</b>	
<b>Mon. – Fri. April 9– 13</b>	<b>NO SCHOOL</b>	<b>NO SCHOOL</b>	<b>NO SCHOOL</b>	<b>NO SCHOOL</b>	<b>NO SCHOOL</b>	
<b>Mark Your Calendar!</b> <b>Spring Break is April 9 – 13th</b>				<b>Butterfly Life Cycle</b> <b>After Spring Break each class will have a butterfly habitat. We will get to watch as caterpillars spin their chrysalis and then emerge as butterflies!</b>		

**Ms. Amy's Notes:** This month we are looking forward to **Donuts with Dad** on **Monday, April 23<sup>rd</sup>** at **9:15 a.m.** If Dad cannot join us that morning, please let me know what one special guest will be here in his place. Students should be brought to school at the regular time (9:00 a.m.) on Donuts with Dads day. We will begin our program promptly at 9:15 a.m. Don't be late!

In class we are continuing to practice writing our first names and recognizing our last names. At the end of the month we will begin learning our address. If you have moved since you filled out your registration form, please make sure I have your current address. We will complete the letters in our *My First School Book* writing book. We will move on to writing numbers and continue matching upper case with lower case letters. There will be a lot of things growing in our classroom this month as we learn about the life cycle of plants and caterpillars.

Date	Writing & Readiness	Art	Math	Science	Language & Literacy	Dramatic Play
<b>Monday, April 16</b>	Introduce Letter Yy Little Line + Big Line w/ wooden pieces  Use correct top-to-bottom, left-to-right directionality	Cut out oval and make purple collage	<b>Listen and Pass</b> pg. 80  Child can describe position using over, under, above, & below,	 Each child will plant a seed in a plastic bag so we can watch how they grow from seeds, to sprouts, to plants.	<b>How a Seed GROWS</b>  <b>*Sound Can</b>  <b>CHAPEL CHAT:</b> <u>Jesus is not here, he has risen!</u> Luke 24:6	 Our Pizza Parlor theme will carry over to our other centers. Pizza ingredients are perfect for students to use for counting, sorting, patterning, and more. They are perfect for counting, measuring, and weighing too.
<b>Wednesday, April 18</b>	Cut pieces of yellow yarn pg. 166 glue to make Y	Caterpillar on popsicle stick, with google eyes	<b>Sides and Corners</b> activity pg. 84 Child can sort shapes by corners, curves, & straight lines	<b>Construction Zone</b> sensory play scooping & bulldozing dirt & alphabet rocks	<b>Caterpillar to Butterfly</b>  <b>Diagonals Song-</b> tk 5 Learn to make Y pg. 166	
<b>Friday, April 20</b>	Roll-A-Dough Yy, Do you know "y" words, sound, or names?	Bird nest, construction paper, cotton balls, glue	<b>Are You My Match</b> activity pg. 88 Child can match shapes of different sizes	<b>Construction Zone</b>  <b>Butterfly Life Cycle</b> caterpillar, chrysalis, butterfly	<b>Where Butterflies Grow</b>	
<b>Monday, April 23</b>	Introduce letter Zz Little line + Big line + Little Line with wooden pieces	<b>DONUTS WITH DAD</b> 	<b>Puzzle moves</b> pg. 91 Child can turn & flip shapes to build a puzzle	<b>Construction Zone</b>  <b>Seed Progress Graph</b> Child can label plant cycle: seed, sprout, plant	<b>The 10 Best Things About My Dad!</b>  *Sound Can	<b>Donuts with DAD</b> Students should be dropped off for school at 9:00 a.m. Our program will begin at 9:15 a.m.
<b>Wednesday, April 25</b>	Z on Wet Dry Try Slate chalkboards.  The starting corner prevents reversals.	Class rainbow with marshmallows stamp painting	<b>Round &amp; Round We Go</b> pg. 92 Child can identify and describe circles	<b>Playful Pom Poms</b> fine motor practice w/ tongs, tweezers, ice cube trays Child can: -sort by size color - sort by color -group by quantity -complete ABAB & ABBA patterns	<b>Fish is Fish</b>	<b>Color: Purple</b> <b>Shape: Oval</b>
<b>Friday, April 27</b>	Draw trees & tall grasses pg. 167	Painting with purple and white paint, making a spring picture	<b>Simon says shapes</b> pg. 100 recognize shapes in a group		<b>My World of COLOR</b> Discuss Zebras characteristics pg. 167 Animal Legs Song trk 13	