




Creative Beginnings Christian Preschool




Bible Verse: See how the lilies of the field grow. Matthew 6:28

Ms. Anita and Ms. Chris MWF 3's Class

Color: Purple

Shape: Oval

Date	Writing & Readiness	Art	Math	Science	Language & Literacy	Dramatic Play
<p><b>Monday, April 2</b></p>	<p>Build W using wooden pieces. Big line + Big line + Big line <i>Child will listen to oral directions &amp; imitate teacher's body movements</i></p>	<p>Donuts with Dad invitation</p> 	<p>Count with me. Page 36 <i>Child can count a set of objects</i></p>	<p>Our sensory table will turn into an excavation table as we search for dinosaurs</p>	<p><b>Ten Little Dinosaurs</b> Introduce the new Bible Verse</p>	 <p><b>Dinosaur Dig</b></p>
<p><b>Wednesday, April 4</b></p>	<p>Build W with Roll A Dough <i>Child will listen to oral directions &amp; sequence building W</i></p>	<p>Purple oval collage. Glue items onto oval</p> 	<p>How many are in my hat? Page 38 <i>Child can tell the total number of objects in a set.- cardinality</i></p>	<p>Continue with excavating our dinosaurs</p>	<p><b>How Do Dinosaurs Learn Their Colors?</b> Review words: horizontal, diagonal, vertical</p>	<p>Our students will role play being paleontologists. They will use brushes, scoops and shovels to “dig” for bones and fossils in our sensory table.</p>
<p><b>Friday, April 6</b></p>	<p><i>Child will trace W on Stamp and See Screen</i></p>	<p>Create art using paint and a salad spinner</p>	<p><i>Child can sort ovals by size: Small, medium, large</i></p>	<p>Mix colors Red and Blue to create Purple</p>	<p><b>How Do Dinosaurs Count to Ten?</b> <i>W Show and Tell</i> Felt board story: Five pretty flowers</p>	<p>Once students have unearthed their finds they will be able to classify the different types of bones by size and shape.</p>
<p><b>Monday, April 9</b></p>	<p>No school</p>	<p><b>Spring Break</b></p>	<p><b>Spring Break</b></p>	<p><b>Spring Break</b></p>	<p><b>Spring Break</b></p>	<p>Students will also have the opportunity to differentiate dinosaurs by characteristics, size, length, etc.</p>
<p><b>Wednesday, April 11</b></p>	<p>No school</p>	<p><b>Spring Break</b></p>	<p><b>Spring Break</b></p>	<p><b>Spring Break</b></p>	<p><b>Spring Break</b></p>	
<p><b>Friday, April 13</b></p>	<p>No school</p>	<p><b>Spring Break</b></p>	<p><b>Spring Break</b></p>	<p><b>Spring Break</b></p>	<p><b>Spring Break</b></p>	

Date	Writing & Readiness	Art	Math	Science	Language & Literacy	Dramatic Play
<b>Monday, April 16</b>	Build X with wooden pieces. Big line + Big line Child will listen to oral directions & imitate teacher's body movements	Surprise for Donuts with Dad Class shape painting	Child can match shapes in puzzles	How do nutrients get into a flower?	<b>Chapel Chat</b> Ms. Anna will visit with us today to teach us more about the Bible	Our dinosaur theme will carry over to our other learning centers with puzzles, letter matching, measuring, and more. 
<b>Wednesday, April 18</b>	Child will trace X in sand tray	Multi size and color oval collage	Are you my match? Page 88 Child can match shapes in different sizes.	Check on our flowers	<b>Baby Beluga</b> Retell story using our felt board	
<b>Friday, April 20</b> 	Child will trace X on Stamp and See Screen	Egg shaker painting	Match my number Page 42 Child can match one to one up to 5 objects.	Traveling colors with water	<b>Colors with Ladybug</b> Review Bible Verse X Show and Tell	
<b>Monday, April 23</b> Donuts with Dad	Build Y Little line + Big line Child will listen to oral directions & imitate teacher's body movements	Tissue paper painting	Child can identify, describe and extend a growing pattern	What happens when we add water to tissue paper	<b>Hoot</b> Review our numbers and colors during our book	
<b>Wednesday, April 25</b> Dental Hygienist	Child will trace on Wet, Dry, Try Board	Paint with toothbrush and toothpaste 	Listen and pass. Page 80 Identify position: above, below, over, under	We will have a visit from a dental hygienist today to share how to take care of our teeth	<b>There Was an Old Lady Who Swallowed a Frog!</b> Introduce words: brush, floss, rinse	
<b>Friday, April 27</b>	Build Y - Roll A Dough Child will listen to oral directions & sequence building Y	Classroom hole punch paper art	Count them All. Page 60 Combine sets of objects to find total	Continue excavating our dinosaurs	<b>Whoever you Are</b> Discuss what makes us different and the same. Y Show and Tell	

**We are looking forward to Donuts with Dad Monday, April 23 at 9:15am. If Dad cannot join us please let me know what one special guest will be here in his place. Students should be brought to school at regular time (9:00am) on Donuts with Dad day. We will begin our program promptly at 9:15am. Please don't be late.**