






Creative Beginnings Christian Preschool

Ms. Kim & Ms. Jennifer's TTh 3s



Date	Readiness & Writing	Art	Math & Numbers	Science	Language & Literacy	Dramatic Play/Notes
Tuesday, March 27	Introduce the letter Ww Big Line + Big Line + Big Line + Big Line	Tape resist watercolor cross	Easter Egg Number Match -child will match the written number bottom to an amount of dots top	We will have an Easter themed sensory bin all week	Bible Verse: See how the lilies of the field grow. Matthew 6:28	This month we will have the Farmer's Market in our classroom. We will talk about planting gardens and
Thursday, March 29	Recognize all the letters in our first name	We will paint on bubble wrap and transfer to an egg shape	Easter egg hunt count -child can count items from 1 to 12. 	Easter Egg Hunt Today Please make sure to bring in your 12 filled eggs to share with the class.	We will read books about the true meaning of Easter Letter Can by Charlie	gathering food from the garden. We will discuss how seeds grow into food that you can eat. We will
Tuesday, April 3	Introduce the letter Xx Big Line + Big Line	We will mix red and blue paint to see it makes purple	Easter candy graph -child can use a graph to measure which candy is the favorite	We will talk about how red and blue mixed together make purple	Library Time with Ms. Donna, a Librarian from the BCPL.	have farmers, vendors, and customers.
Thursday, April 5	Wet, Dry, Try – trace and write Xx	We will make designs with seeds into a circle of playdoh	Plastic egg pattern match -child can match plastic egg pieces to patterns on cards	We will talk about how the playdoh will harden to keep our seed designs in place	We will read books about spring Letter Can by Dirk	Color: Purple Shape: Oval 
Spring Break						
Tuesday, April 17	Introduce the letter Yy Little Line + Big Line	We will start painting our surprise for dads	Carrot shapes -child can compare 3 objects using small, medium, and large	We will fill our sensory bin with seeds and beans for the week	We will read books about seeds	Happy Birthday Charlie on the 12th
Thursday, April 19	Using proper pencil grip as we prepare to write our name	We will continue working on our surprise for dads	How many seeds do we need to plant? -child can recognize that the last number is the total	We will plant our bean seeds and watch them grow 	Chapel Chat with Ms. Anna Letter Can by Izzy	Donuts with Dad will be on Tuesday, April 24th at 9:15 a.m. If Dad cannot join us that morning, please let me know what one special guest will be here in his place. Students should be brought to school at the regular time (9:00 a.m.) on Donuts with Dads day. We will begin our program promptly at 9:15 a.m. Don't be late!
Tuesday, April 24 Donuts with Dad 9:15 am	Introduce the letter Zz Little Line + Big Line + Little Line	We will draw a picture using crayons	Sort beans and seeds -child can sort seeds by type	We will talk about the emotions we were using when we saw our dads	We will read books about dads	
Thursday, April 26	Using helping hand to stabilize paper when writing	We will drop dots of paint onto paper and then scrape across those dots to spread the paint	Organize market vegetables -child can recognize that the order does not affect the total	We will talk about how we need to water our seeds to help them grow	We will read books about weather Letter Can by Jordyn	